



■ Introduction	9
Philosophy	9
The Five Developmental Stages of Spelling	10
Curriculum Sequence and Placement Guidelines	13
■ About <i>Wild Tales</i>	15
Getting Started	15
Overview	15
Needed Items	15
Using Nursery Rhymes and Stories	15
Daily Worksheets	15
Tips for Success	15
Instructions for <i>Wild Tales</i> Lessons 1-7	17
Introduction	17
Lesson 1: Vowel Chunks	17
Lesson 2: More Vowel Chunks	18
Lesson 3: Consonant Chunks	18
Lesson 4: More Consonant Chunks	19
Lesson 5: Bossy <i>r</i> Chunks	19
Lesson 6: Tricky <i>y</i> Guy	19
Lesson 7: Silent Letters	20
Instructions for <i>Wild Tales</i> Lessons 8-36	20
Weekly Activity Guide	21
Guided Reading	21
Chunking	21
Copywork	24

No Rule Day.....	24
Dictation.....	25

Frequently Asked Questions **27**

■ Resources 29

Passages for Dictation **29**

Answer Key **37**

Glossary **49**

Bibliography **51**


Instructions for *Wild Tales* Lessons 8–36

Beginning in Lesson 8, passages about different animals will replace the nursery rhymes. The activities for each week will follow a predictable pattern, with chunking each day, copywork on the first three days, free writing on the fourth day, and dictation on the last day of the lesson. The particular letter patterns that are to be chunked in each part are noted on the student pages. You will notice that two pages are provided for the dictation section of each lesson so that the student has more room to write the passage. Read the passage from the **Resources** section that begins on page 29 of this *Handbook*. The **Weekly Activity Guide** has more information on how to teach each activity.

1. Read the story to your student.
2. Read it together slowly. Have the student point to each word as you read.
3. Together, find all the **consonant chunks** and mark them in blue. Find the **Bossy r chunks** and mark them in purple. It is suggested that the student mark the Bossy r chunk in *carry*, rather than the *rr* chunk. Finally, look for **silent letters** that are not part of chunks and mark them in orange.

Camels are called “ships of the desert.”

Like big ships, camels carry loads from place to place. Camels have big feet that spread as they walk. That way they don’t sink in the sand! Camels are a good way to travel in the desert.



Bossy r Chunks

ar er ir or ur

Consonant Chunks

ch gh ph sh th wh
 gn kn qu wr dg ck tch
 bb cc dd ff gg hh kk ll mm
 nn pp rr ss tt ww vv zz

Section 2: Copywork

Copy and chunk the story. Mark all the letter patterns that you marked on the left-hand page.

Camels are called “ships

C

of the desert.” Like big

O

ships, camels carry loads

S

from place to place.


f

1. Read the story to your student.
2. Read it together slowly. Have the student point to each word as you read.
3. Together, find the **consonant chunks** and mark them in blue. Mark the **Bossy r chunks** in purple. Finally, look for **silent letters** that are not part of chunks and mark them in orange.

Bossy r Chunks

ar er ir or ur

Camels are called “ships of the desert.” Like big ships, camels carry loads from place to place. Camels have big feet that spread as they walk. That way they don’t sink in the sand! Camels are a good way to travel in the desert.

**Consonant Chunks**

ch	gh	ph	sh	th	wh			
gn	kn	qu	wr	dg	ck	tch		
bb	cc	dd	ff	gg	hh	kk	ll	mm
nn	pp	rr	ss	tt	ww	vv	zz	

Section 2: Copywork

Copy and chunk the story. Mark all the letter patterns that you marked on the left-hand page.

Camels have big feet

C

that spread as they walk.

t

That way they don't


T

sink in the sand!

S

1. Read the story to your student.
2. Read it together slowly. Have the student point to each word as you read.
3. Together, find the **consonant chunks** and mark them in blue. Mark the **Bossy r chunks** in purple. Finally, look for **silent letters** that are not part of chunks and mark them in orange.

Camels are called “ships of the desert.” Like big ships, camels carry loads from place to place. Camels have big feet that spread as they walk. That way they don’t sink in the sand! Camels are a good way to travel in the desert.



Consonant Chunks

ch gh ph sh th wh
 gn kn qu wr dg ck tch
 bb cc dd ff gg hh kk ll mm
 nn pp rr ss tt ww vv zz

Bossy r Chunks

ar er ir or ur

Section 2: Copywork

Copy and chunk the story. Mark all the letter patterns that you marked on the left-hand page.

That way they don't

T

sink in the sand!

s

Camels are a good way to


C

travel in the desert.

t

1. Read the story to your student.
2. Read it together slowly. Have the student point to each word as you read.
3. Together, find the **consonant chunks** and mark them in blue. Mark the **Bossy r chunks** in purple. Finally, look for **silent letters** that are not part of chunks and mark them in orange.

Camels are called “ships of the desert.” Like big ships, camels carry loads from place to place. Camels have big feet that spread as they walk. That way they don’t sink in the sand! Camels are a good way to travel in the desert.



Bossy r Chunks

ar er ir or ur

Consonant Chunks

ch gh ph sh th wh
 gn kn qu wr dg ck tch
 bb cc dd ff gg hh kk ll mm
 nn pp rr ss tt ww vv zz

Section 2: No Rule Day

Draw a picture of the story or write your own story. Be creative and have fun.


A large blank area for drawing or writing, bounded by horizontal lines. The area is divided into four horizontal sections by three pairs of lines. Each pair consists of a top blue line and a bottom green line, with a wide white space in between. The top pair of lines is the highest, and the bottom pair is the lowest, leaving a significant gap between the top and bottom pairs.

1. Read the story to your student.
2. Read it together slowly. Have the student point to each word as you read.
3. Together, find the **consonant chunks** and mark them in blue. Mark the **Bossy r chunks** in purple. Finally, look for **silent letters** that are not part of chunks and mark them in orange.

Bossy r Chunks

ar er ir or ur

Camels are called “ships of the desert.” Like big ships, camels carry loads from place to place. Camels have big feet that spread as they walk. That way they don’t sink in the sand! Camels are a good way to travel in the desert.

**Consonant Chunks**

ch gh ph sh th wh

gn kn qu wr dg ck tch

bb cc dd ff gg hh kk ll mm

nn pp rr ss tt ww vv zz

Section 2: Dictation

Turn the page to write this week's story from dictation.



Write this week's story from dictation. Take your time and ask for help if you need it.

Camels

Handwriting practice lines consisting of 15 sets of horizontal lines. Each set includes a top blue line, a middle green line, and a bottom blue line, providing a guide for letter height and placement.

Handwriting practice lines consisting of 15 sets of horizontal lines. Each set includes a top blue line, a middle green line, and a bottom blue line, providing a guide for letter height and placement.

Answer Key

Sometimes a word has overlapping chunks. For example, a vowel chunk may overlap with a Bossy *r* chunk (*heard*), or a consonant chunk may overlap with an ending (*really*). In the answer key, we have tried to remain consistent with the focus of each lesson. In lessons with multiple chunks, we marked vowel chunks before Bossy *r* chunks, but Bossy *r* chunks before consonant chunks.

If the student chooses a different chunking pattern than the one marked in the answer key, please do not consider it incorrect. Instead, take a moment to talk about the word and the overlap of chunks. You might ask the student which letter pattern he thinks would be most helpful for him to remember and let him mark that one. Remember that the goal is to create a visual memory for non-phonetic words.

13 A–E Consonant and Bossy *r* Chunks, Silent Letters

Camels are called “ships of the desert.” Like big ships, camels carry loads from place to place. Camels have big feet that spread as they walk. That way they don’t sink in the sand! Camels are a good way to travel in the desert.

Consonant Chunks 10 Bossy *r* Chunks 5 Silent Letters 7